

User Manual

wavearsLE for iPhone

First Steps

Select the wavearsLE on your iPhone.




There are two tabs, music and settings. On music you will find the player, which works as any other music player.



Playing Music

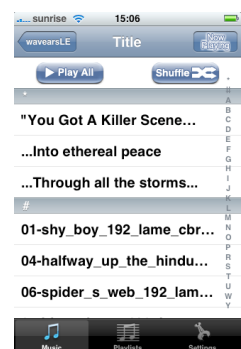
The wavearsLE works just as any other music player.



Select if you want to choose your music through albums, artists or songs.

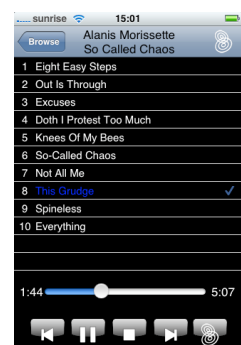
The button now Playing will always bring you back to the actually playing.



Once you are in the menu to choose the songs, you can either select the title you, play all by touching  or play the songs displayed there randomly by touching .





Once the song is playing you have always the choice to run the audio enhancement. By touching  it is turned on by touching .

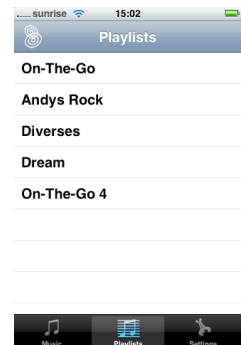


Playlists

The wavearsLE works just as any other music player.

Select the playlist you wish to play.

Once you are in the menu to choose the songs, you can either select the title you, play all by touching  or play the songs displayed there randomly by touching .



Settings

Synchronize

wavearsLE will synchronize automatically with your iPod Player when it first installs. Once installed, whenever you change songs on the iPod Player, a manual synchronization is required. Simply go to the settings tab and touch the Sync to iPod Music Library button.



Processing Complexity

The complexity of processing performed to the audio is variable as newer 3G iPhone/iPods are more powerful and so are capable of better audio enhancement. The complexity setting configures itself automatically but can be changed manually, by turning of the Auto-Adjust slider setting, which enables the processing complexity slider. Beware, if the processing complexity is set too high it will overload the iPhone/iPod and audio drop outs will occur. If this happens simply exit wavearsLE and re-open the application. Upon opening the playback defaults to pause, enabling you to manually reduce the processing complexity back to a more manageable value or re-enable the Auto-Adjust slider option.

Incoming Calls

Whenever you get a call while wavearsLE is running, it will automatically switch off, as any other iPhone/iPod application does. Once the phone call is finished it will automatically reopen wavears but playback will be paused.